

**Parvatibai Chowgule College of Arts & Science**  
Office of Information Technology

**Library Report Usage 2014-15**

Date :01-04-2015

**Compare**

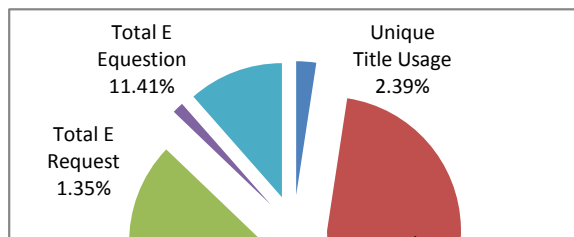
1st April 2015 -30th April 2015  
1st April 2014 -30th April 2014

		2014 - 15			
		Feb-15	Mar-15	Average *	
<b>Total Visits</b>	Total No. of Visits to borrow books	2,919	3,297	2,382	2,906
	Unique Visits to borrow books	272	294	165	274
	Unique Books borrowed	702	780	438	779
<b>Usage of Books</b>	Total Books in library	18,248	18,248	18,313	18,088
	<b>Unique Title Usage</b>	<b>3.85%</b>	<b>4.27%</b>	<b>2.39%</b>	<b>4.31%</b>
<b>Teachers using Library</b>	Teachers usage	73	58	53	65
	Total Teachers in College	159	160	113	151
	<b>Teachers using Library</b>	<b>45.91%</b>	<b>36.25%</b>	<b>46.90%</b>	<b>43.34%</b>
<b>Students using Library</b>	No. of students Borrowed	429	466	342	473
	Total Students in college	917	917	917	911
	<b>Students using Library</b>	<b>46.78%</b>	<b>50.82%</b>	<b>37.30%</b>	<b>51.90%</b>
<b>E - Requests Received</b>	No. of E-Book	1182	1182	1182	1,182
	Unique E-Book User	17	45	16	48
	<b>Total E Request</b>	<b>1.44%</b>	<b>3.81%</b>	<b>1.35%</b>	<b>4.08%</b>
<b>E- Question Bank</b>	No of E-Question Bank	2322	2322	2322	2,322
	Unique E-Question Bank user	135	308	265	120
	<b>Total E Equestion</b>	<b>5.81%</b>	<b>13.26%</b>	<b>11.41%</b>	<b>4.80%</b>
<b>DVD/VCDs</b>	DVD / VCDs Request	2	4	2	4
	No. of Dvd/VCDs	544	544	544	544
	<b>Total DVD/Vcds Request</b>	<b>0.37%</b>	<b>0.74%</b>	<b>0.37%</b>	<b>0.79%</b>

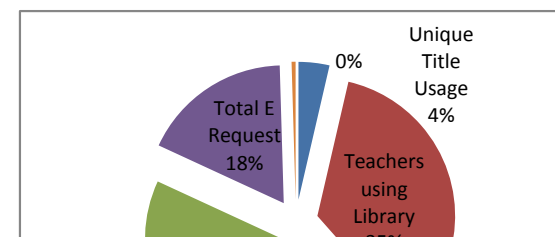
		Feb-14
<b>Total Visits</b>	Total No. of Visits to borrow books	1,732
	Unique Visits to borrow books	670
	Unique Books borrowed	1,028
<b>Usage of Books</b>	Total Books in library	16,575
	<b>Usage of Books</b>	<b>6.20%</b>
<b>Staff using Library</b>	Staff usage	57
	Total staff in College	86
	<b>Staff using Library</b>	<b>66.28%</b>
<b>Students using Library</b>	No. of students Borrowed	613
	Total Students in college	889
	<b>Students using Library</b>	<b>68.95%</b>
<b>E - Requests Received</b>	E - Requests Received	465
	No. of E-Titles	2320
	<b>Total E-Request</b>	<b>20.04%</b>
<b>DVD/VCDs</b>	DVDd/VCDs Request	5
	No. of DVD/VCDs	544
	<b>Total DVD/VCDs Request</b>	<b>0.92%</b>

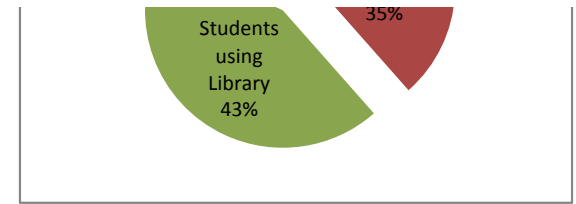
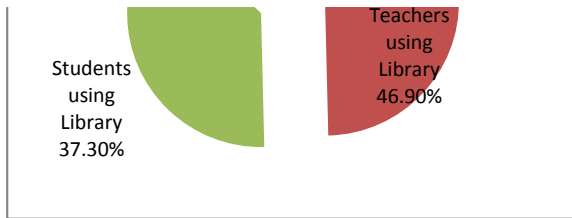
\* Average From June To Till Date

**Apr-15**



**Apr-14**





**Observations:**

- i) The above library usage data reveals that, students use library resources (37.30%) and teachers( 46.90%).
- ii) Usage of Eresources: E-Book 1.35% and E-Question Bank 11.41% by students and faculty.

**Parvatibai Chowgule College of Arts & Science**

**OIT**

2013 - 14		
Mar-14	Apr-14	Average *
2,385	2,526	1,968
705	652	455
1,281	944	1,087
<b>16,618</b>	16,618	22,566
<b>7.71%</b>	<b>5.68%</b>	<b>4.81%</b>
42	47	49
86	86	138
<b>48.84%</b>	<b>54.65%</b>	<b>35.37%</b>
663	605	467
889	889	997
<b>74.58%</b>	<b>68.05%</b>	<b>46.80%</b>
594	642	253
2320	2320	1,586
<b>25.60%</b>	<b>27.67%</b>	<b>15.97%</b>

9	4	6
544	544	544
<b>1.65%</b>	<b>0.74%</b>	<b>1.16%</b>

